# OMNIMATE Signal - series LS
# LS 5.08/04/90 3.5SN BK BX

**Weidmüller Interface GmbH & Co. KG**
Klingenbergstraße 16
D-32758 Detmold
Germany
Fon: +49 5231 14-0
Fax: +49 5231 14-292083
www.weidmueller.com

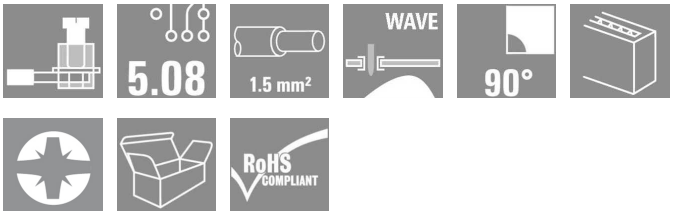


Small, compact and powerful - this PCB terminal with proven clamping yoke connection and 5.08 mm pitch has a capacity of 17.5 A. Conductor outlet direction 90°. Suitable for conductor cross-sections up to 1.5 mm².

- 0.08 - 1.5mm² (IEC) / 28 - 14 AWG (UL)
- 630 V (IEC) / 300 V (UL)
- 17.5 A (IEC) / 15 A (UL)

## General ordering data

| | |
|---|---|
| Type | LS 5.08/04/90 3.5SN BK BX |
| Order No. | 1810870000 |
| Version | PCB terminal, 5.08 mm, No. of poles: 4, 90°, Solder pin length (l): 3.5 mm, tinned, Black, Clamping yoke connection, Clamping range, rated connection, max.: 1.5 mm², Box |
| GTIN (EAN) | 4032248289844 |
| Qty. | 100 pc(s). |
| Product data | IEC: 630 V / 17.5 A / 0.08 - 1.5 mm²<br>UL: 300 V / 15 A / AWG 28 - AWG 14 |
| Packaging | Box |

Erstellungs-Datum January 15, 2014 10:13:03 AM CET

# OMNIMATE Signal - series LS
# LS 5.08/04/90 3.5SN BK BX

**Weidmüller Interface GmbH & Co. KG**
Klingenbergstraße 16
D-32758 Detmold
Germany
Fon: +49 5231 14-0
Fax: +49 5231 14-292083
www.weidmueller.com

## Technische Daten

### Dimensions and weights

| | |
|---|---|
| Net weight | 3.94 g |

### System characteristics

| | | | |
|---|---|---|---|
| Product family | OMNIMATE Signal - series LS | Wire connection method | Clamping yoke connection |
| Mounting onto the PCB | Solder connection | Conductor outlet direction | 90° |
| Pitch in mm (P) | 5.08 mm | Pitch in inches (P) | 0.2 inch |
| No. of poles | 4 | Fitted by customer | Yes |
| Max. adjacent poles per row | 24 | Solder pin length (l) | 3.5 mm |
| Solder eyelet hole diameter (D) | 1.3 mm | Solder eyelet hole diameter tolerance (D) | + 0,1 mm |
| Number of solder pins per pole | 1 | Screwdriver blade | 0.6 x 3.5 |
| Screwdriver blade standard | DIN 5264 | Tightening torque, min. | 0.4 Nm |
| Tightening torque, max. | 0.5 Nm | Clamping screw | M 2.5 |
| Stripping length | 6 mm | L1 in mm | 15.24 mm |
| L1 in inches | 0.6 inch | Touch-safe protection acc. to DIN VDE 0470 | IP 20 |
| Touch-safe protection acc. to DIN VDE 57 106 | Safe from finger touch | | |

### Material data

| | | | |
|---|---|---|---|
| Insulating material | Wemid (PA) | Colour | Black |
| UL 94 flammability rating | V-0 | CTI | ≥ 600 |
| Contact material | Cu-Leg | Contact surface | tinned |
| Contact base material | Cu-Leg | | |

### Connectable conductors

| | | | |
|---|---|---|---|
| Clamping range, rated connection, min. | 0.08 mm² | Clamping range, rated connection, max. | 1.5 mm² |
| Wire connection cross section AWG, min. | AWG 28 | Wire connection cross section AWG, max. | AWG 14 |
| Solid, min. H05(07) V-U | 0.08 mm² | Solid, max. H05(07) V-U | 1.5 mm² |
| Flexible, min. H05(07) V-K | 0.08 mm² | Flexible, max. H05(07) V-K | 1.5 mm² |
| w. wire end ferrule, DIN 46228 pt 1, min | 0.25 mm² | w. wire end ferrule, DIN 46228 pt 1, max. | 1.5 mm² |
| w. plastic collar ferrule, DIN 46228 pt 4, min. | 0.25 mm² | w. plastic collar ferrule, DIN 46228 pt 4, max. | 1.5 mm² |

### DIN IEC rating data

| | | | |
|---|---|---|---|
| Rated current, min. no. of poles (TU=20°C) | 17.5 A | Rated current, max. no. of poles (Tu=20°C) | 17.5 A |
| Rated current, number of poles (Tu=40°C), min | 17.5 A | Rated current, number of poles (Tu=40°C), max. | 17.5 A |
| Rated voltage for surge voltage class pollution degree II/2 | 630 V | Rated voltage for surge voltage class pollution degree III/2 | 320 V |
| Rated voltage for surge voltage class pollution degree III/3 | 250 V | Rated impulse voltage for surge voltage classpollution degree II/2 | 4 kV |
| Rated impulse voltage for surge voltage classpollution degree III/2 | 4 kV | Rated impulse voltage for surge voltage classcontamination degree III/3 | 4 kV |

# OMNIMATE Signal - series LS
# LS 5.08/04/90 3.5SN BK BX

**Weidmüller Interface GmbH & Co. KG**
Klingenbergstraße 16
D-32758 Detmold
Germany
Fon: +49 5231 14-0
Fax: +49 5231 14-292083
www.weidmueller.com

## Technische Daten

### CSA rating data

| | | | |
|---|---|---|---|
| Institute (CSA) | | Rated voltage (Use group B) | 300 V |
| Rated current (use group B) | 20 A | Rated voltage (use group D) | 300 V |
| Rated current (use group D) | 10 A | Wire cross-section, AWG, min. | AWG 28 |
| Wire cross-section, AWG, max. | AWG 14 | | |

### UL 1059 rating data

| | | | |
|---|---|---|---|
| Rated voltage (use group B) | 300 V | Rated current (use group B) | 15 A |
| Rated voltage (use group D) | 300 V | Rated current (use group D) | 10 A |
| Wire cross-section, AWG, min. | AWG 28 | Wire cross-section, AWG, max. | AWG 14 |

### Classifications

| | | | |
|---|---|---|---|
| ETIM 3.0 | EC001284 | UNSPSC | 30-21-18-01 |
| eClass 6.2 | 27-26-11-01 | eClass 7.1 | 27-44-04-01 |

### Notes

Notes

- Rated current related to rated cross-section & min. No. of poles.
- Wire end ferrule without plastic collar to DIN 46228/1
- Wire end ferrule with plastic collar to DIN 46228/4
- The data given under CSA relates to a cUL approval - E60693
- P on drawing = pitch
- Rated data refer only to the component itself. Clearance and creepage distances to other components are to be designed in accordance with the relevant application standards.

### Approvals

Approvals

ROHS Conform

### Downloads

| | |
|---|---|
| CAD Library (P-CAD Format - ASCII) | LS.zip |
| CAD Library (P-CAD Format - Standard) | LS.zip |
| 3D Modell | |

**OMNIMATE Signal - series LS**
**LS 5.08/04/90 3.5SN BK BX**

**Weidmüller Interface GmbH & Co. KG**
Klingenbergstraße 16
D-32758 Detmold
Germany
Fon: +49 5231 14-0
Fax: +49 5231 14-292083
www.weidmueller.com
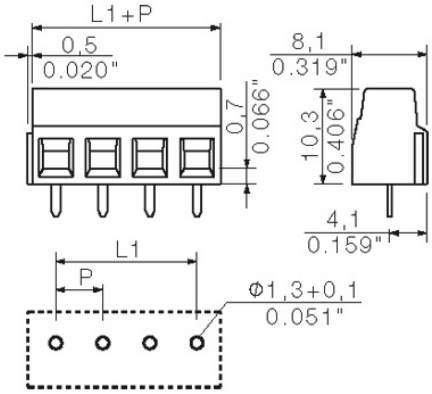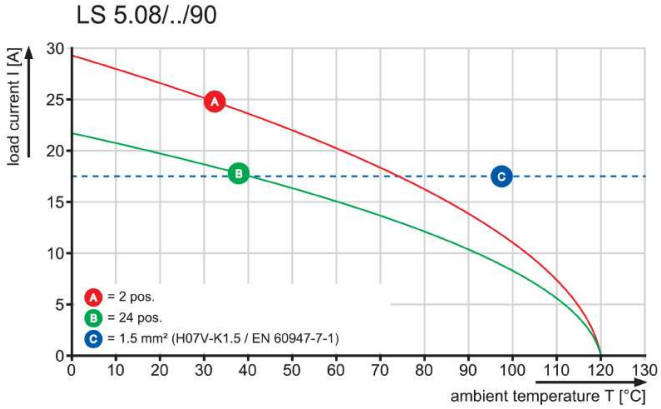
## Zeichnungen