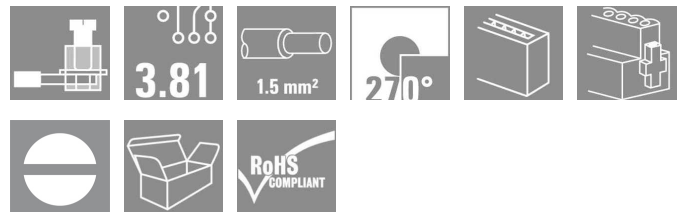


**OMNIMATE Signal - series BC/SC 3.81  
BCZ 3.81/04/270F SN OR BX**

**Weidmüller Interface GmbH & Co. KG**  
Klingenbergstraße 16  
D-32758 Detmold  
Germany  
Fon: +49 5231 14-0  
Fax: +49 5231 14-292083  
www.weidmueller.com



Female socket connectors with clamping-yoke screw system for connecting wires.

Three wire-outlet directions are available and provide flexible connection-level design options:

- 180° wire parallel to plugging direction
- 90° wire perpendicular and above plugging direction
- 270° wire perpendicular and below plugging direction

There are three housing shapes, covering many different requirements, to choose from:

- Standard housing without flange
- Flange with screw (F)
- Flange featuring Weidmüller's patented release latch (LR) for lock-and-release latching with no strain and no tools needed.

Weidmüller's 3.81-mm-pitch (0.15 inch) plug-in connectors are compatible with the layouts of customary connectors and offer space for labelling and coding.

- 0.20 - 1.5 mm<sup>2</sup> (IEC) / 28 - 16 AWG (UL)
- 250 V (IEC) / 300 V (UL)
- 17.5 A (IEC) / 10 A (UL)

**General ordering data**

Type	BCZ 3.81/04/270F SN OR BX
Order No.	<a href="#">1940480000</a>
Version	PCB plug-in connector, female plug, 3.81 mm, No. of poles: 4, 270°, Clamping yoke connection, Clamping range, rated connection, max.: 1.5 mm <sup>2</sup> , Box
GTIN (EAN)	4032248656356
Qty.	50 pc(s).
Product data	IEC: 320 V / 17.5 A / 0.2 - 1.5 mm <sup>2</sup> UL: 300 V / 10 A / AWG 28 - AWG 16
Packaging	Box

Erstellungs-Datum January 27, 2014 10:53:27 AM CET

## OMNIMATE Signal - series BC/SC 3.81 BCZ 3.81/04/270F SN OR BX

**Weidmüller Interface GmbH & Co. KG**  
Klingenbergstraße 16  
D-32758 Detmold  
Germany  
Fon: +49 5231 14-0  
Fax: +49 5231 14-292083  
www.weidmueller.com

## Technische Daten

### Dimensions and weights

Net weight 4.74 g

### System parameters

Product family	OMNIMATE Signal - series BC/SC 3.81	Wire connection method	Clamping yoke connection
Conductor outlet direction	270°	Pitch in mm (P)	3.81 mm
Pitch in inches (P)	0.15 inch	No. of poles	4
Screwdriver blade	0.4 x 2.5	Screwdriver blade standard	DIN 5264
Tightening torque, min.	0.2 Nm	Tightening torque, max.	0.25 Nm
Clamping screw	M 2	Stripping length	7 mm
L1 in mm	11.43 mm	L1 in inches	0.45 inch
Touch-safe protection acc. to DIN VDE 0470	IP 20	Touch-safe protection acc. to DIN VDE 57 106	Safe from finger touch

### Material data

Insulating material	PA GF	Colour	Orange
Colour chart (similar)	RAL 2000	UL 94 flammability rating	V-0
CTI	≥ 550	Contact material	Cu-Leg
Contact surface	tinned	Operating temperature, min.	-50 °C
Operating temperature, max.	120 °C	Temperature range, installation, min.	-25 °C
Temperature range, installation, max.	120 °C		

### Connectable conductors

Clamping range, rated connection, min.	0.08 mm <sup>2</sup>	Clamping range, rated connection, max.	1.5 mm <sup>2</sup>
Wire connection cross section AWG, min.	AWG 28	Wire connection cross section AWG, max.	AWG 16
Solid, min. H05(07) V-U	0.2 mm <sup>2</sup>	Solid, max. H05(07) V-U	1.5 mm <sup>2</sup>
Flexible, min. H05(07) V-K	0.2 mm <sup>2</sup>	Flexible, max. H05(07) V-K	1.5 mm <sup>2</sup>
w. wire end ferrule, DIN 46228 pt 1, min.	0.2 mm <sup>2</sup>	w. wire end ferrule, DIN 46228 pt 1, max.	1.5 mm <sup>2</sup>
w. plastic collar ferrule, DIN 46228 pt 4, min.	0.2 mm <sup>2</sup>	w. plastic collar ferrule, DIN 46228 pt 4, max.	1.5 mm <sup>2</sup>
Plug gauge acc. to EN 60999 a x b; Ø	2.4 mm x 1.5 mm ; 2.4 mm		

### DIN IEC rating data

Rated current, min. no. of poles (Tu=20°C)	17.5 A	Rated current, max. no. of poles (Tu=20°C)	15.9 A
Rated current, number of poles (Tu=40°C), min	17.5 A	Rated current, number of poles (Tu=40°C), max.	14.1 A
Rated voltage for surge voltage class pollution degree II/2	320 V	Rated voltage for surge voltage class pollution degree III/2	160 V
Rated voltage for surge voltage class pollution degree III/3	160 V	Rated impulse voltage for surge voltage class pollution degree II/2	2.5 kV
Rated impulse voltage for surge voltage class pollution degree III/2	2.5 kV	Rated impulse voltage for surge voltage class contamination degree III/3	2.5 kV
Short-time withstand current resistance	3 x 1s with 76 A		

## OMNIMATE Signal - series BC/SC 3.81 BCZ 3.81/04/270F SN OR BX

**Weidmüller Interface GmbH & Co. KG**  
 Klingenbergstraße 16  
 D-32758 Detmold  
 Germany  
 Fon: +49 5231 14-0  
 Fax: +49 5231 14-292083  
 www.weidmueller.com

## Technische Daten

### CSA rating data

Institute (CSA)



Rated voltage (Use group B)

300 V

Rated current (use group B) 10 A

Rated voltage (use group D) 300 V

Rated current (use group D) 10 A

Wire cross-section, AWG, min. AWG 28

Wire cross-section, AWG, max. AWG 16

### UL 1059 rating data

Rated voltage (use group B) 300 V

Rated current (use group B) 10 A

Rated voltage (use group D) 300 V

Rated current (use group D) 10 A

Wire cross-section, AWG, min. AWG 28

Wire cross-section, AWG, max. AWG 16

### Classifications

UNSPSC 30-21-18-10

eClass 5.1

27-26-07-04

eClass 6.2 27-26-07-04

eClass 7.1

27-44-04-02

### Notes

Notes

- Additional colours on request
- Rated current related to rated cross-section & min. No. of poles.
- Wire end ferrule without plastic collar to DIN 46228/1
- Wire end ferrule with plastic collar to DIN 46228/4
- P on drawing = pitch
- Rated data refer only to the component itself. Clearance and creepage distances to other components are to be designed in accordance with the relevant application standards.

### Approvals

Approvals



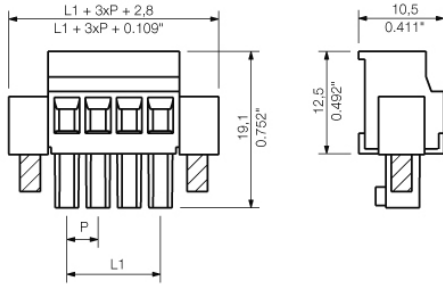
ROHS

Conform

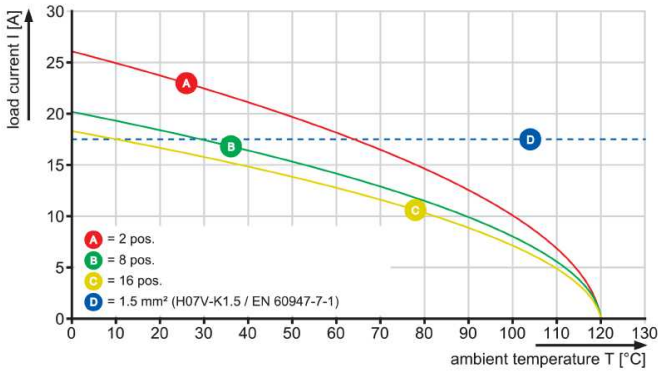
**OMNIMATE Signal - series BC/SC 3.81  
BCZ 3.81/04/270F SN OR BX**

**Weidmüller Interface GmbH & Co. KG**  
Klingenbergstraße 16  
D-32758 Detmold  
Germany  
Fon: +49 5231 14-0  
Fax: +49 5231 14-292083  
www.weidmueller.com

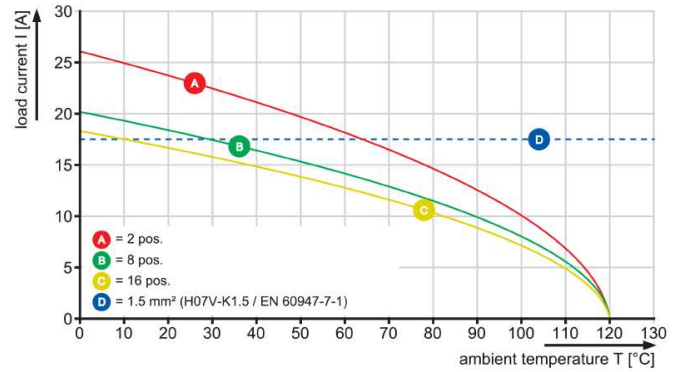
**Zeichnungen**



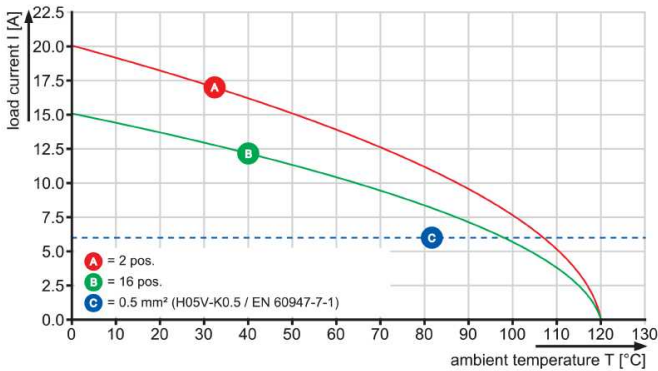
BCZ 3.81/..90 & /270 - SC 3.81/..135



BCZ 3.81/..90 & /270 - SC-SMT 3.81/..135



BCZ 3.81/..90 & /270 - SC-SMT 3.81/..135



BCZ 3.81/..90 & /270 - SC 3.81/..135

