

Features

- Multiturn / Cermet / Industrial / Sealed
- Standoffs allow thorough PC board washing
- Tape and reel packaging available
- Patent #4427966 drive mechanism
- RoHS compliant* version available

3266 - 1/4 " Square Trimming Potentiometer

Electrical Characteristics

Standard Resistance Range

.....10 to 1 megohm
(see standard resistance table)

Resistance Tolerance±10 % std.

Absolute Minimum Resistance

.....1 % or 2 ohms max.
(whichever is greater)

Contact Resistance Variation

.....3.0 % or 3 ohms max.
(whichever is greater)

Adjustability

Voltage.....±0.02 %

Resistance.....±0.05 %

Resolution.....Infinite

Insulation Resistance500 vdc.
1,000 megohms min.

Dielectric Strength

Sea Level.....600 vac

80,000 Feet.....250 vac

Effective Travel.....12 turns nom.

Environmental Characteristics

Power Rating (300 volts max.)

70 °C0.25 watt

150 °C0 watt

Temperature Range.....-55 °C to +150 °C

Temperature Coefficient.....±100 ppm/°C

Seal Test.....85 °C Fluorinert[†]

Humidity.....MIL-STD-202 Method 103

96 hours (2 % ΔTR, 10 Megohms IR)

Vibration.....30 G (1 % ΔTR; 1 % ΔVR)

Shock.....100 G (1 % ΔTR; 1 % ΔVR)

Load Life ...1,000 hours 0.25 watt 70 °C
(3 % ΔTR; 3 % CRV)

Rotational Life.....200 cycles

(4 % ΔTR; 3 % or 3 ohms,
whichever is greater, CRV)

Physical Characteristics

Torque3.0 oz-in. max.

Mechanical Stops.....Wiper idles

Terminals.....Solderable pins

Weight0.015 oz.

MarkingManufacturer's

trademark, resistance code,
wiring diagram, date code,
manufacturer's model
number and style

Wiper.....50 % (Actual TR) ±10 %

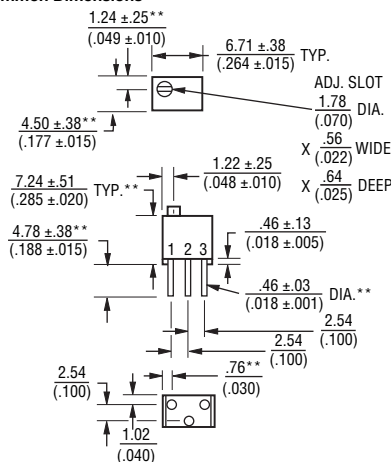
Flammability.....U.L. 94V-0

Standard Packaging50 pcs. per tube

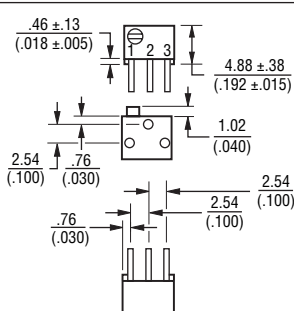
Adjustment ToolH-90

3266W

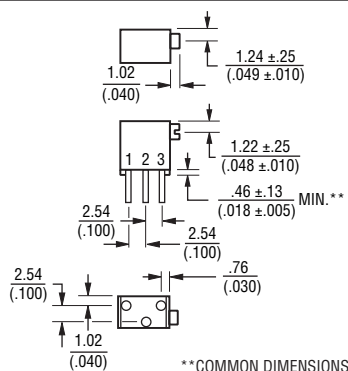
Common Dimensions



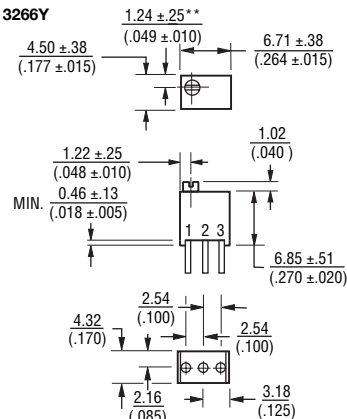
3266P



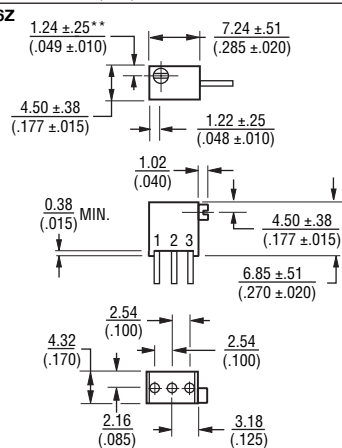
3266X



3266Y



3266Z



TOLERANCES: ± 0.25 (.010) EXCEPT WHERE NOTED

DIMENSIONS ARE: $\frac{\text{MM}}{\text{(INCHES)}}$

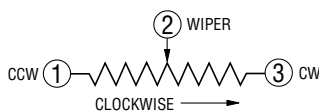
How to Order

3266 W - 1 - 103 LF

Model _____
 Style _____
 Standard or Modified Product Indicator
 -1 = Standard Product
 Resistance Code _____
 Packaging Designator _____
 Blank = Tube (Standard)
 R = Tape and Reel (Z and Y Pin Styles Only)
 A = Ammo Pack (Z and Y Pin Styles Only)
 Terminations _____
 LF = 100 % Tin-plated (RoHS compliant)
 Blank = 90 % Tin / 10 % Lead-plated (Standard)

Consult factory for other available options.

*RoHS Directive 2002/95/EC Jan 27 2003 including Annex.
[†]"Fluorinert" is a registered trademark of 3M Co.
 Specifications are subject to change without notice.
 Customers should verify actual device performance in their specific applications.



3266 - 1/4 " Square Trimming Potentiometer

BOURNS®

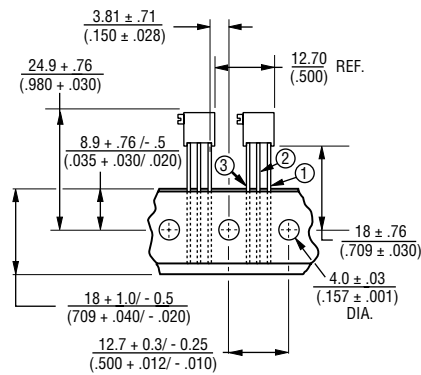
Standard Resistance Table

Resistance (Ohms)	Resistance Code
10	100
20	200
50	500
100	101
200	201
500	501
1,000	102
2,000	202
5,000	502
10,000	103
20,000	203
25,000	253
50,000	503
100,000	104
200,000	204
250,000	254
500,000	504
1,000,000	105

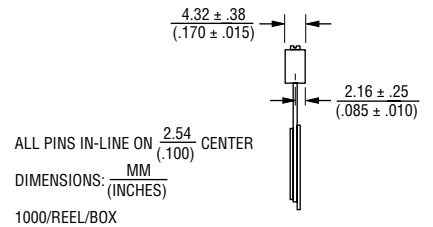
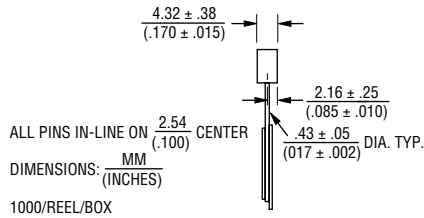
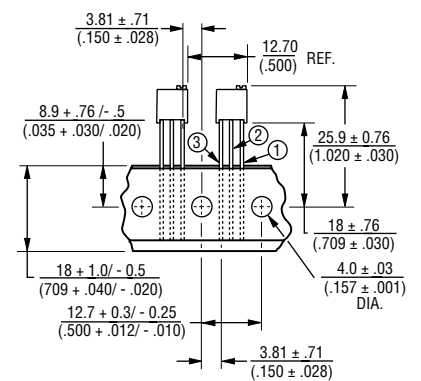
Popular distribution resistance values listed in boldface. Special resistances available.

Packaging Specifications

SIDE ADJUST 3266Z-1



TOP ADJUST 3266Y-1



Meets EIA Specification 468.