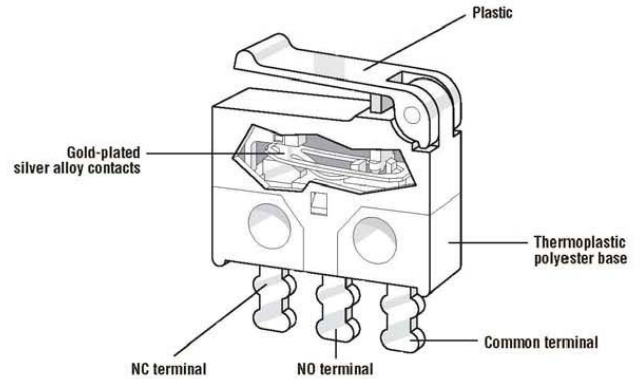


Subminiature DH Series



Features

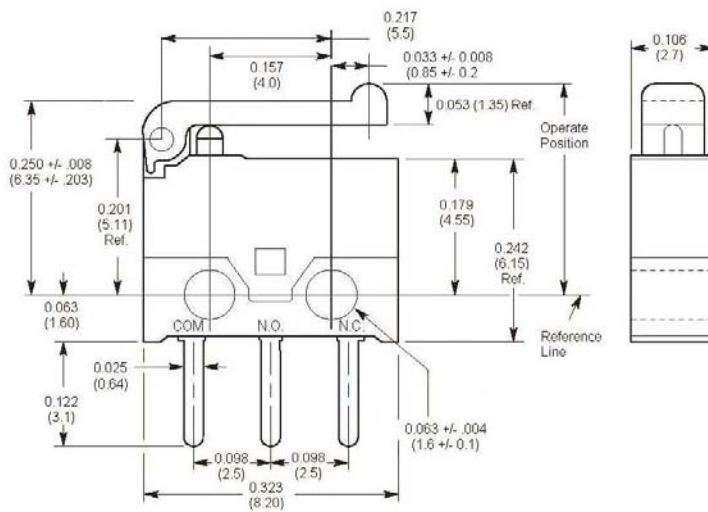
- Ultraminiature dimensions – just 0.323" x 0.106" X 0.244" (8.2mm x 2.7mm x 6.2mm)
- Specially designed for low switching currents
- Available with or without auxiliary actuator
- Can be assembled to circuit boards in upright position or horizontally with formed terminals

Electrical Ratings	
Switch Series	Electrical Rating
DH2	5-500 mA @ 30 VDC

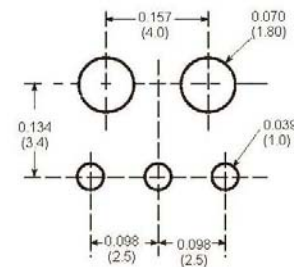
Material Specifications	
Base:	PPS
Button:	PBT
Cover:	PBT
Auxiliary Actuator:	PBT
Terminals:	Silver Plated Brass
Contacts:	Silver Alloy (Gold Flash)
Temperature Rating:	-25°C to + 70°C
Flammability Rating:	UL94V-0

Specifications subject to change without notice.

Subminiature DH Series



Tolerance: ± 0.002 (± 0.05)
(TOP VIEW)



Actuator Specifications

Actuator Type	Switch Type	Maximum Operating Force (gms.)	Maximum Pre-Travel inches (mm)	Operating Point inches (mm)	Minimum Over-Travel inches (mm)	Max. Movement Differential inches (mm)
AA		90	0.014 (0.035)	0.260 +/- .006 (6.6 +/- 0.15)	0.004 (0.1)	0.003 (0.07)
PA		50	0.051 (1.3)	0.254 +/- .020 (6.7 +/- 0.5)	0.012 (0.3)	0.024 (0.6)

Recommended mounting screw: M1.6.
Recommended torque: 9.81 cN•M (1.0 kgf•cm). Recommended use of a flat washer and a spring washer for locking.

Ordering Information

Series/Prefix	Code	Contact Configuration	Code	Terminal Type inches (mm)	Terminal Configuration	Code	Actuator Type
DH	2	C	B1	0.051 x 0.122 x 0.020 (1.3 x 3.1 x 0.5) Solder, Straight		AA	Button
						PA	Simulated Roller
			B2	0.025 x 0.122 x 0.020 (0.6 x 3.1 x 0.5) PCB, LH Side			
			B3	0.025 x 0.122 x 0.020 (0.6 x 3.1 x 0.5) PCB, LH Side			
			C4	0.025 x 0.122 x 0.020 (0.6 x 3.1 x 0.5) PCB, Straight			
			C5	0.025 x 0.122 x 0.020 (0.6 x 3.1 x 0.5) PCB, RH Side			
			C6	0.025 x 0.122 x 0.020 (0.6 x 3.1 x 0.5) PCB, LH Side			

Contact

Call, fax or visit our Website for more information.

ZF Electronics Corporation
11200 88th Avenue
Pleasant Prairie, WI 53158

Phone: 262.942.6500
Web: www.cherrycorp.com
Email: cep_sales@zf.com
Fax: 262.942.6566

The manufacturer accepts no liability for errors or non-availability, and reserves the right to change specifications without prior notice.

Technical data relates to product specifications only. Features may differ from those described. Only drawings combined with product specifications shall be deemed binding.

© 2007 ZF Electronics Corporation

Last Updated: 05/05/11

