

# Bus system cable - SAC-5P-10,0-920/M12FS - 1507492

Please be informed that the data shown in this PDF Document is generated from our Online Catalog. Please find the complete data in the user's documentation. Our General Terms of Use for Downloads are valid (<http://download.phoenixcontact.com>)



Bus system cable, CANopen<sup>®</sup>, DeviceNet<sup>™</sup>, CANopen<sup>®</sup>/DeviceNet<sup>™</sup>, 5-position, PUR halogen-free, Violet, RAL 4001, shielded, Free cable end, on Socket straight M12, A-coded, Cable length: 10 m



## Key commercial data

package_quantity	1
GTIN	4017918900298

## Technical data

### Dimensions

Length of cable	10 m
Stripping length of the free conductor end	50 mm

### Ambient conditions

Ambient temperature (operation)	-25 °C ... 90 °C (Plug / socket)
Degree of protection	IP65
Degree of protection	IP67

### General

Rated current at 40°C	4 A
Rated voltage	60 V
Number of positions	5
Contact resistance	≤ 5 mΩ
Insulation resistance	≥ 100 MΩ
Coding	A - standard
Signal type/category	CANopen <sup>®</sup>
Signal type/category	DeviceNet <sup>™</sup>
Status display	No
Surge voltage category	II
Pollution degree	3
Insertion/withdrawal cycles	≥ 100
Torque	0.4 Nm (M12 connector)

### Material

Inflammability class according to UL 94	HB
-----------------------------------------	----

## Bus system cable - SAC-5P-10,0-920/M12FS - 1507492

### Technical data

#### Material

<b>Contact material</b>	CuSn
<b>Contact surface material</b>	Ni/Au
<b>Contact carrier material</b>	TPU GF
<b>Material of grip body</b>	TPU, hardly inflammable, self-extinguishing
<b>Material, knurls</b>	Zinc die-cast, nickel-plated
<b>Sealing material</b>	NBR

#### Pin assignment

<b>Position = wire color (signal) = position (optional)</b>	1 (Socket) = SR (shield)
<b>Position = wire color (signal) = position (optional)</b>	2 (Socket) = RD (V+)
<b>Position = wire color (signal) = position (optional)</b>	3 (Socket) = BK (V-)
<b>Position = wire color (signal) = position (optional)</b>	4 (Socket) = WH (CAN_H)
<b>Position = wire color (signal) = position (optional)</b>	5 (Socket) = BU (CAN_L)

#### Cable

<b>Cable type</b>	CAN Bus/DeviceNet
<b>Cable type (abbreviation)</b>	920
<b>Conductor cross section</b>	2x 0.25 mm <sup>2</sup> (signal line)
<b>Conductor cross section</b>	2x 0.34 mm <sup>2</sup> (Power supply)
<b>Conductor cross section</b>	1x 0.34 mm <sup>2</sup> (Drain wire)
<b>AWG signal line</b>	24
<b>AWG power supply</b>	22
<b>Conductor structure signal line</b>	19x 0.13 mm
<b>Conductor structure, voltage supply</b>	19x 0.15 mm
<b>Core diameter including insulation</b>	1.95 mm ±0.05 mm (signal line)
<b>Core diameter including insulation</b>	1.4 mm ±0.05 mm (Power supply)
<b>Wire colors</b>	Red-black, blue-white
<b>Twisted pairs</b>	2 cores to the pair
<b>Type of pair shielding</b>	Aluminum-lined polyester foil
<b>Overall twist</b>	2 pairs around a drain wire in the center to the core
<b>Shielding</b>	Tinned copper braided shield
<b>Optical shield covering</b>	80 %
<b>External sheath, color</b>	Violet, RAL 4001
<b>External cable diameter D</b>	6.7 mm ±0.3 mm
<b>Smallest bending radius, fixed installation</b>	67 mm
<b>Smallest bending radius, movable installation</b>	67 mm
<b>Number of bending cycles</b>	2000000
<b>Bending radius</b>	67 mm
<b>Traversing path</b>	4.5 m
<b>Traversing rate</b>	3 m/s
<b>Acceleration</b>	3 m/s <sup>2</sup>
<b>Outer sheath, material</b>	PUR

## Bus system cable - SAC-5P-10,0-920/M12FS - 1507492

### Technical data

#### Cable

<b>Material conductor insulation</b>	Foamed PE (signal line)
<b>Material conductor insulation</b>	PE (Power supply)
<b>Conductor material</b>	Tin-plated Cu litz wires
<b>Insulation resistance</b>	≥ 5 GΩ*km (signal line)
<b>Insulation resistance</b>	≥ 5 GΩ*km (Power supply)
<b>Working capacitance</b>	nom. 40 nF (signal line)
<b>Wave impedance</b>	120 Ω ± 12 Ω (with 1 MHz)
<b>Nominal voltage, cable</b>	max. 300 V
<b>Test voltage, cable</b>	2000 V (50 Hz, 1 min.)
<b>Flame resistance</b>	UL 1581, Sec. 1060 (FT-1)
<b>Flame resistance</b>	IEC 60332-1
<b>Ambient temperature (operation)</b>	-40 °C ... 80 °C (cable, fixed installation)
<b>Ambient temperature (operation)</b>	-20 °C ... 70 °C (cable, flexible installation)

### classifications

#### eCl@ss

<b>eCl@ss 4.0</b>	27060306
<b>eCl@ss 4.1</b>	27060306
<b>eCl@ss 5.0</b>	27061801
<b>eCl@ss 5.1</b>	27061801
<b>eCl@ss 6.0</b>	27061801
<b>eCl@ss 7.0</b>	27061801
<b>eCl@ss 8.0</b>	27061801

#### ETIM

<b>ETIM 2.0</b>	EC000830
<b>ETIM 3.0</b>	EC001855
<b>ETIM 4.0</b>	EC001855
<b>ETIM 5.0</b>	EC001855

#### UNSPSC

<b>UNSPSC 6.01</b>	31251501
<b>UNSPSC 7.0901</b>	31251501
<b>UNSPSC 11</b>	31251501
<b>UNSPSC 12.01</b>	31251501
<b>UNSPSC 13.2</b>	31251501


### approvals

GOST / GOST /

# Bus system cable - SAC-5P-10,0-920/M12FS - 1507492

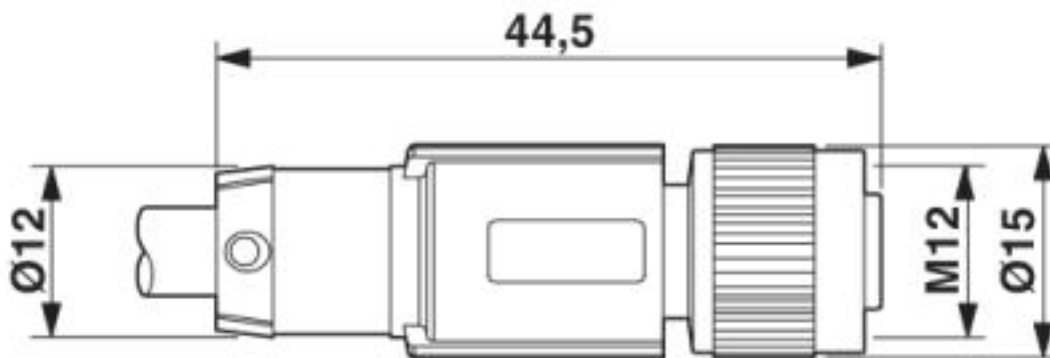
approvals

Approval details



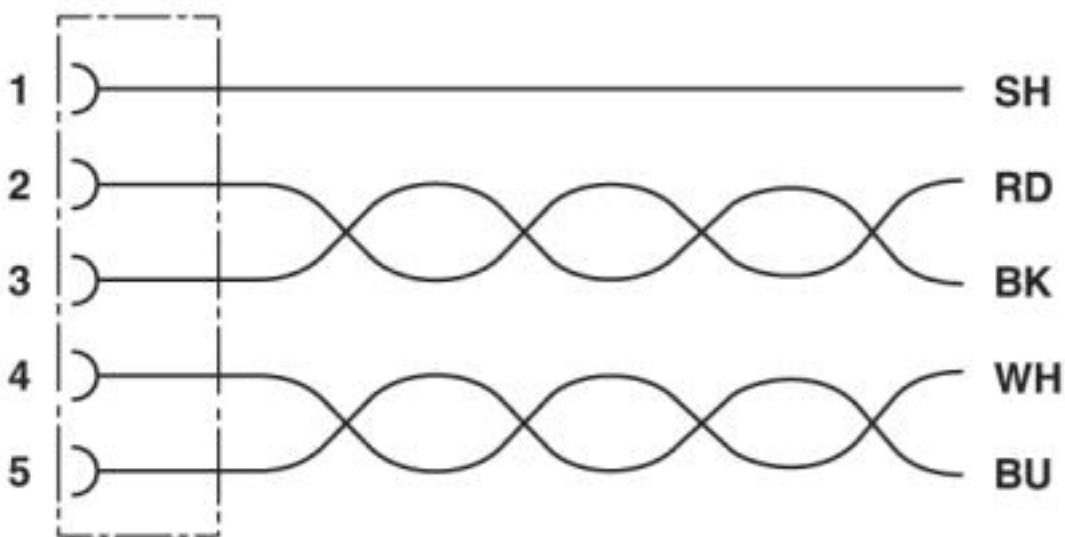
## Drawings

Dimensioned drawing



M12 x 1 socket, straight, shielded

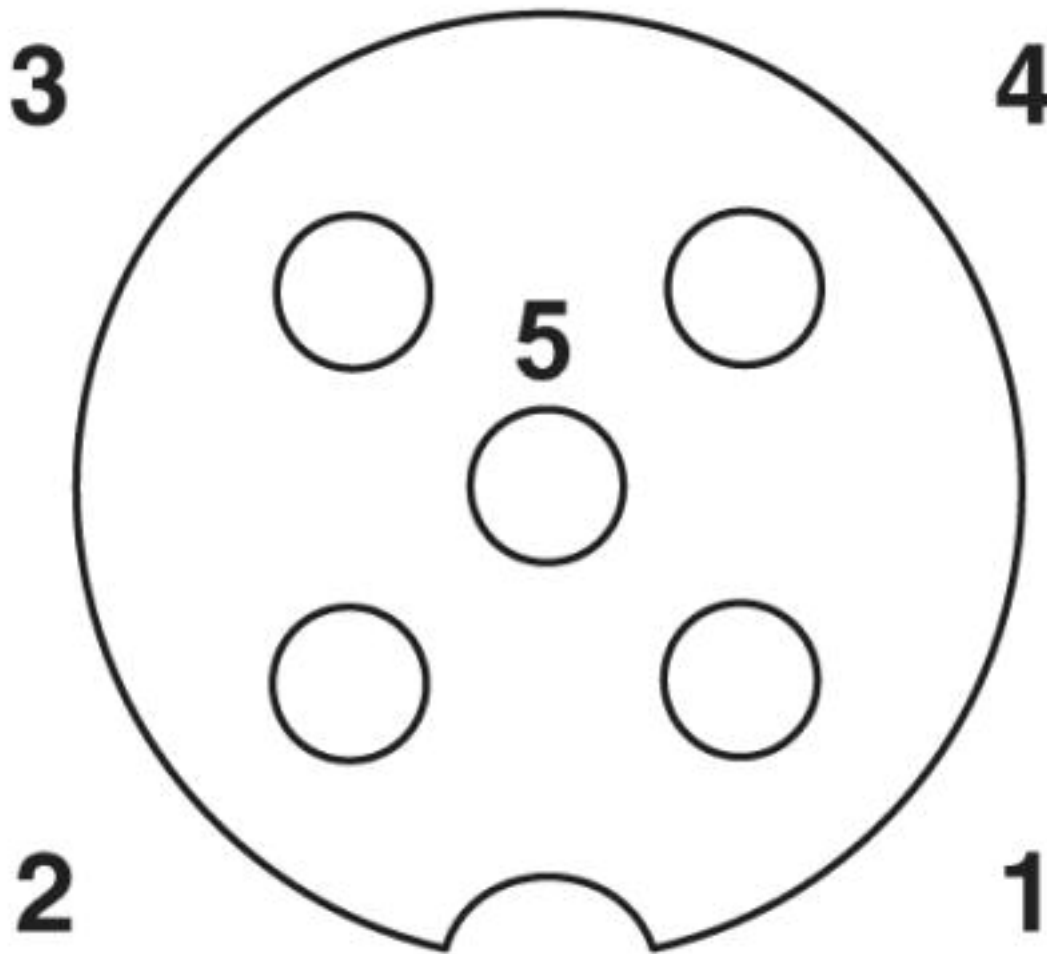
Circuit diagram



Contact assignment of the M12 socket

# Bus system cable - SAC-5P-10,0-920/M12FS - 1507492

Schematic diagram



Pin assignment M12 socket, 5-pos., A-coded, socket side view

## Bus system cable - SAC-5P-10,0-920/M12FS - 1507492

Cable cross section



CAN Bus/DeviceNet [920]

© Phoenix Contact 2013 - all rights reserved  
<http://www.phoenixcontact.com>