SIEMENS

Data sheet 3VA1140-3EF36-0KA0

circuit breaker 3VA1 IEC frame 160 breaking capacity class N Icu=25kA @ 415V 3-pole, line protection TM240, ATAM, In=40A overload protection Ir=28A...40A short-circuit protection Ii=5...10 x In clamp connection shunt trip (STL) 220-250V DC, 208-277V AC

Model	
Product brand name	SENTRON
Product designation	Molded case circuit breaker
Product version	Line protection
Design of the overcurrent release	TM240
Protective function of the overcurrent release	LI
Number of poles	3
Design of the auxiliary release	Shunt trip (STL)
Auxiliary contact version	Without

General technical data	
Rated insulation voltage Ui	800 V
Max. rated operational voltage Ue with AC 50/60Hz	690 V
Max. rated operational voltage Ue with DC	500 V
Latching - endurance	15 000
Electrical endurance (switching cycles) / at AC-1 / at 380/415 V 50/60 Hz	8 000
Neutral conductors / upgradeable/retrofittable	No
Ground fault monitoring version	Without
Product function	

Subject to change without notice
© Copyright Siemens

• communication function	No
• Phase failure detection	No
• other measurement function	No
Net weight	1.05 kg

Current	
Max. rated operational current of the frame size	160 A
Rated continuous current Iu	40 A
Operating current	
• at 40 °C	40 A
• at 45 °C	40 A
• at 50 °C	40 A
• at 55 °C	38.4 A
• at 60 °C	37.6 A
• at 65 °C	36.8 A
• at 70 °C	36 A

Switching capacity according to IEC 60947	
Switching capacity class of the circuit breaker	N
Maximum short-circuit current breaking capacity (Icu)	
• at 240 V	36 kA
• at 415 V	25 kA
• at 440 V	16 kA
• at 690 V	7 kA
Operational short-circuit current breaking capacity (Ics)	
• at 240 V	36 kA
• at 415 V	25 kA
• at 440 V	16 kA
• at 690 V	5 kA
Short-circuit current making capacity (Icm)	
• at 240 V	75.6 kA
• at 415 V	52.5 kA
• at 440 V	32 kA
• at 690 V	10.5 kA
Design of short-circuit protection	For switching power values in DC networks, see the 3VA molded case circuit breaker device manual; link to be found under Service & Support in the last chapter

Adjustable parameters	
Adjustable response value current / Ir min.	28 A
Adjustable response value current / Ir max.	40 A
Adjustable response value time / tr min.	1
Adjustable response value time / tr max.	1

Subject to change without notice
© Copyright Siemens

Short-term delayed / tripping switchable / I2t=ON/OFF	No
Adjustable response value current / Ii min.	200 A
Adjustable response value current / Ii max.	400 A

Mechanical Design

Height	130 mm
Width	76.2 mm
Depth	70 mm

Connections

Arrangement of electrical connectors / for main current circuit	Front terminal
Type of electrical connection / for main current circuit	box terminal
Type of connectable conductor cross-section, round conductor terminal, stranded	1 x (1.5 - 70 mm²)

Auxiliary circuit

Product component	
• undervoltage release	No
• Voltage trigger	Yes
• undervoltage release with leading contact	No
• Trip indicator	No
Number of CO contacts / for auxiliary contacts	0

Accessories

Product extension / optional / motor drive	Yes
Manufacturer's article number	
• of the integrated auxiliary trip	3VA9688-0BL33

Environmental conditions

Protection class IP / on the front	IP40
Ambient temperature	
• during operation / minimum	-25 °C
• during operation / maximum	70 °C
• during storage / minimum	-40 °C
• during storage / maximum	80 °C

Certificates

Reference code / acc. to DIN EN 81346-2	Q

Subject to change without notice
© Copyright Siemens

General Product Approval				EMC	Declaration of Conformity
CCC	VDE	Miscellaneous		RCM	EG-Konf.

Test Certificates			Shipping Approval		
Type Test Certificates/Test Report	Miscellaneous	Special Test Certificate	ABS	BUREAU VERITAS	LRS

Shipping Approval		other	
RMRS	CCS / China Classification Society	Manufacturer Declaration	Miscellaneous

Further information

Information- and Downloadcenter (Catalogs, Brochures,…)
http://www.siemens.com/lowvoltage/catalogs

Industry Mall (Online ordering system)
https://mall.industry.siemens.com/mall/en/en/Catalog/product?mlfb=3VA1140-3EF36-0KA0

Service&Support (Manuals, Certificates, Characteristics, FAQs,...)
https://support.industry.siemens.com/cs/ww/en/ps/3VA1140-3EF36-0KA0

Image database (product images, 2D dimension drawings, 3D models, device circuit diagrams, ...)
http://www.automation.siemens.com/bilddb/cax_en.aspx?mlfb=3VA1140-3EF36-0KA0

CAx-Online-Generator
http://www.siemens.com/cax

Tender specifications
http://www.siemens.com/specifications

Subject to change without notice
© Copyright Siemens

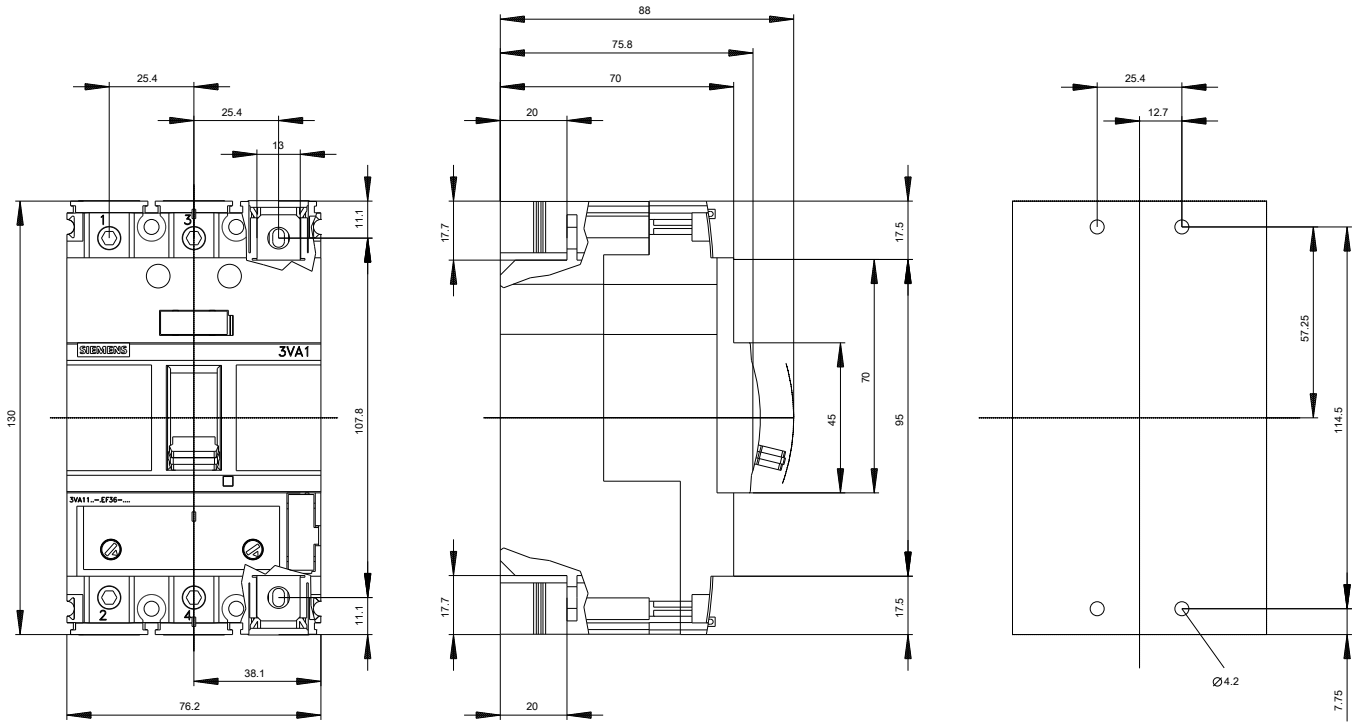

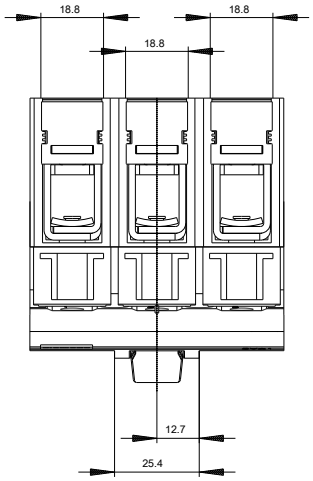

Subject to change without notice
© Copyright Siemens

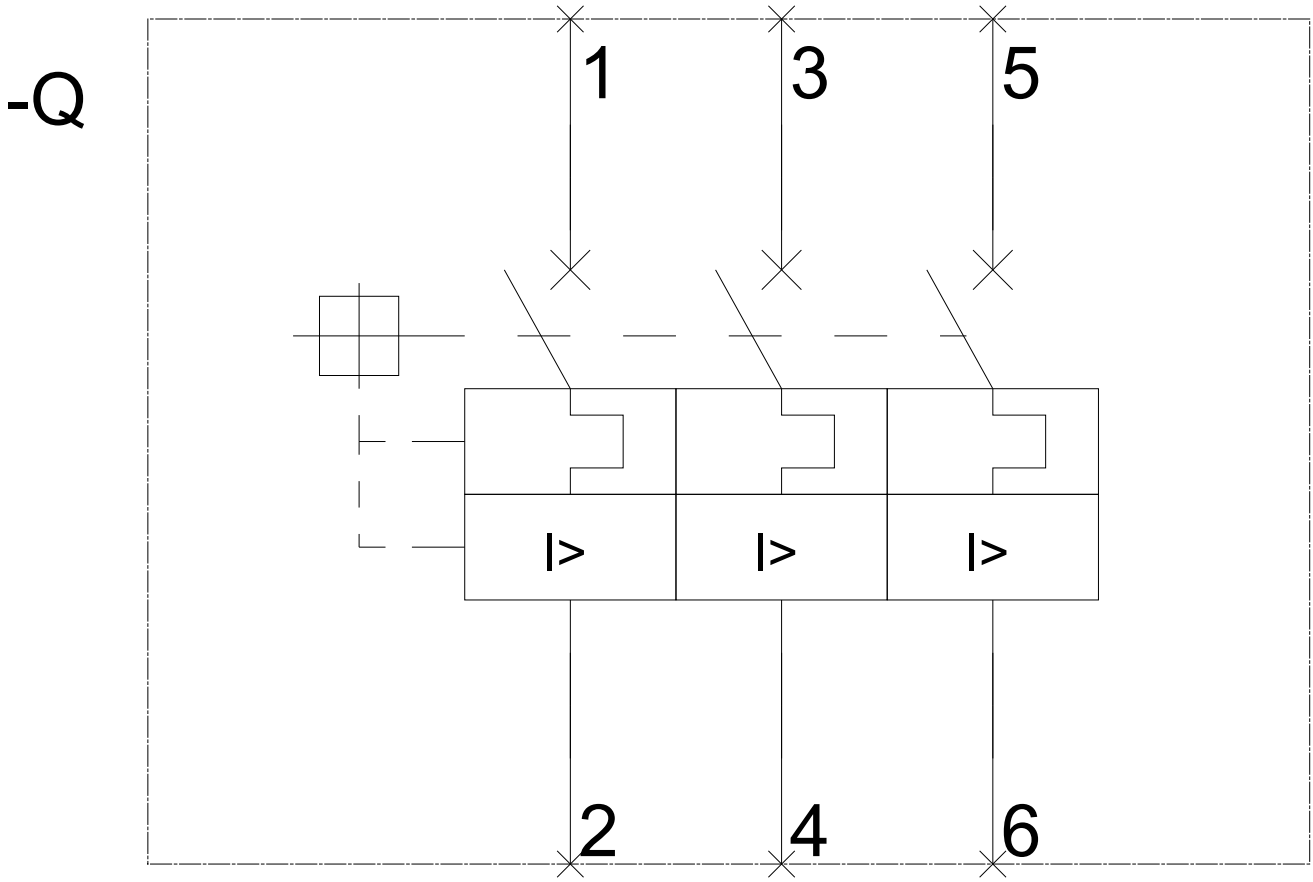

Subject to change without notice
© Copyright Siemens

last modified: 08/10/2019

Subject to change without notice
© Copyright Siemens